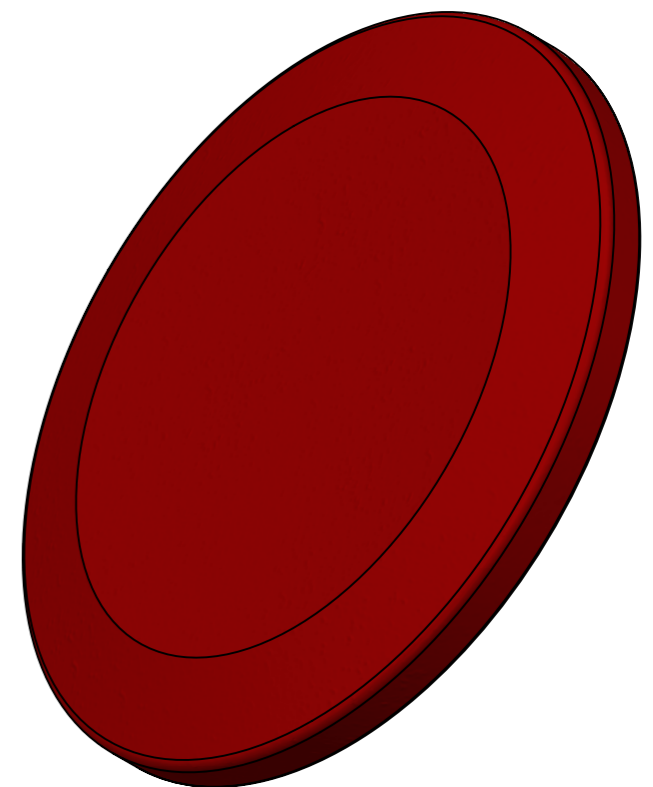
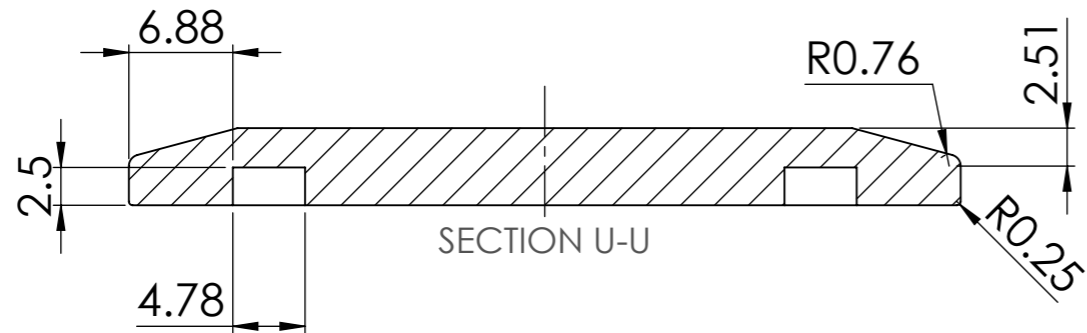
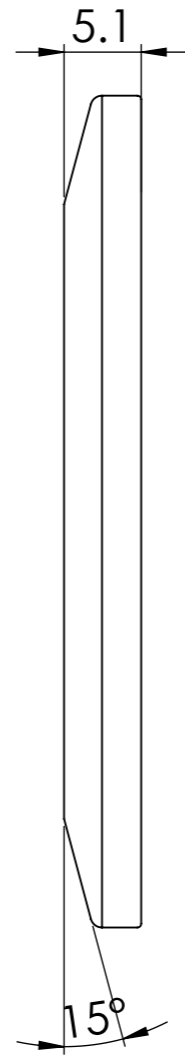
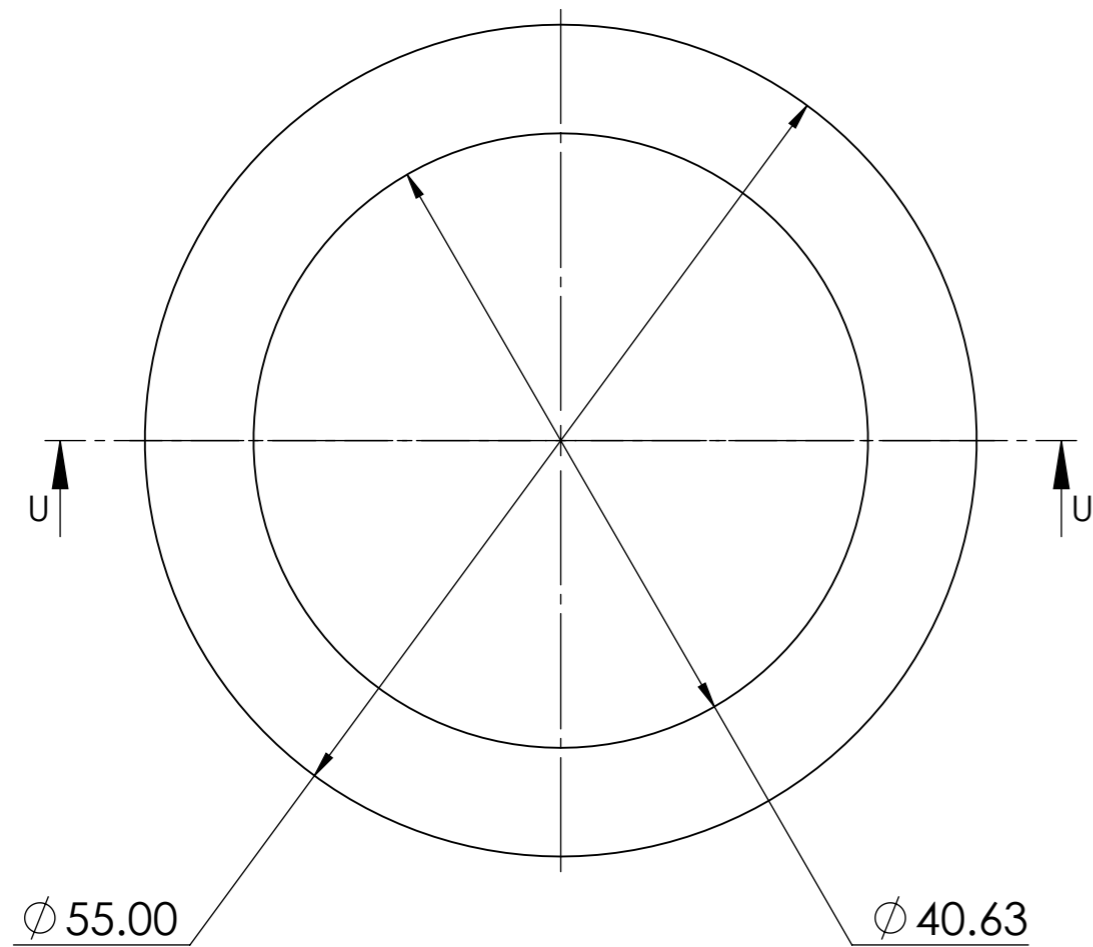


These drawings and designs are copyrighted, and must not be copied or reproduced.



Tolerance for machined surfaces unless otherwise specified		mm	Name	Date	Sign	Sheet
LINEAR TOLERANCES	ANGLES TOLERANCES					
0 DECIMAL PLACES : +/- 0.50mm	0 DECIMAL PLACES : +/- 1.00°		Draw	Thach Ng.	3/21/2024	1/1
1 DECIMAL PLACES : +/- 0.25mm	1 DECIMAL PLACES : +/- .50°		Control			
2 DECIMAL PLACES : +/- 0.10mm	SURFACE FINISH 125 Ra, MAX					
3 DECIMAL PLACES : +/- 0.02mm	BREAK ALL EDGES TO .35mm x 45°					
CONCENTRICITY .25mm TIR	REMOVE ALL BURRS					
INSIDE CORNERS 0.4mm - 0.8mm R	CHECK HARDNESS AT STAMPED PRODUCT NUMBER LOCATION					
ALL DIMENSIONS ARE IN MILLIMETERS						
THIS DRAWING IS THE INTELLECTUAL PROPERTY OF WAVE FREEZEDRYER AND MAY NOT BE REPRODUCED IN WHOLE OR IN PART WITHOUT THE WRITTEN PERMISSION OF THE OWNER. ANY RECIPIENT AGREES BY ACCEPTING AND POSSESSING IT, NOT TO DISCLOSE ANY INFORMATION CONTAINED HEREIN TO ANY PERSON OR ENTITY EXCEPT WITH THE AUTHORITY OF WAVE FREEZEDRYER, OR USE IT FOR ANY OTHER PURPOSE OTHER THAN FOR WHICH IT IS INTENDED.						

Scale	2:1	Part Number	End caps KF40	Size:	A4
-------	-----	-------------	---------------	-------	----

WAVE FREEZEDRYER	
Material	
Material Spec	
Surface Coating	